

IV-E Waiver Demonstration Evaluation

Outcomes, Fiscal Issues, and Changes
in Practice

Svetlana Yampolskaya

Neil Jordan

Amy Vargo

Mary Armstrong

Cathy Sowell

Stephanie Kip

Patty Sharrock

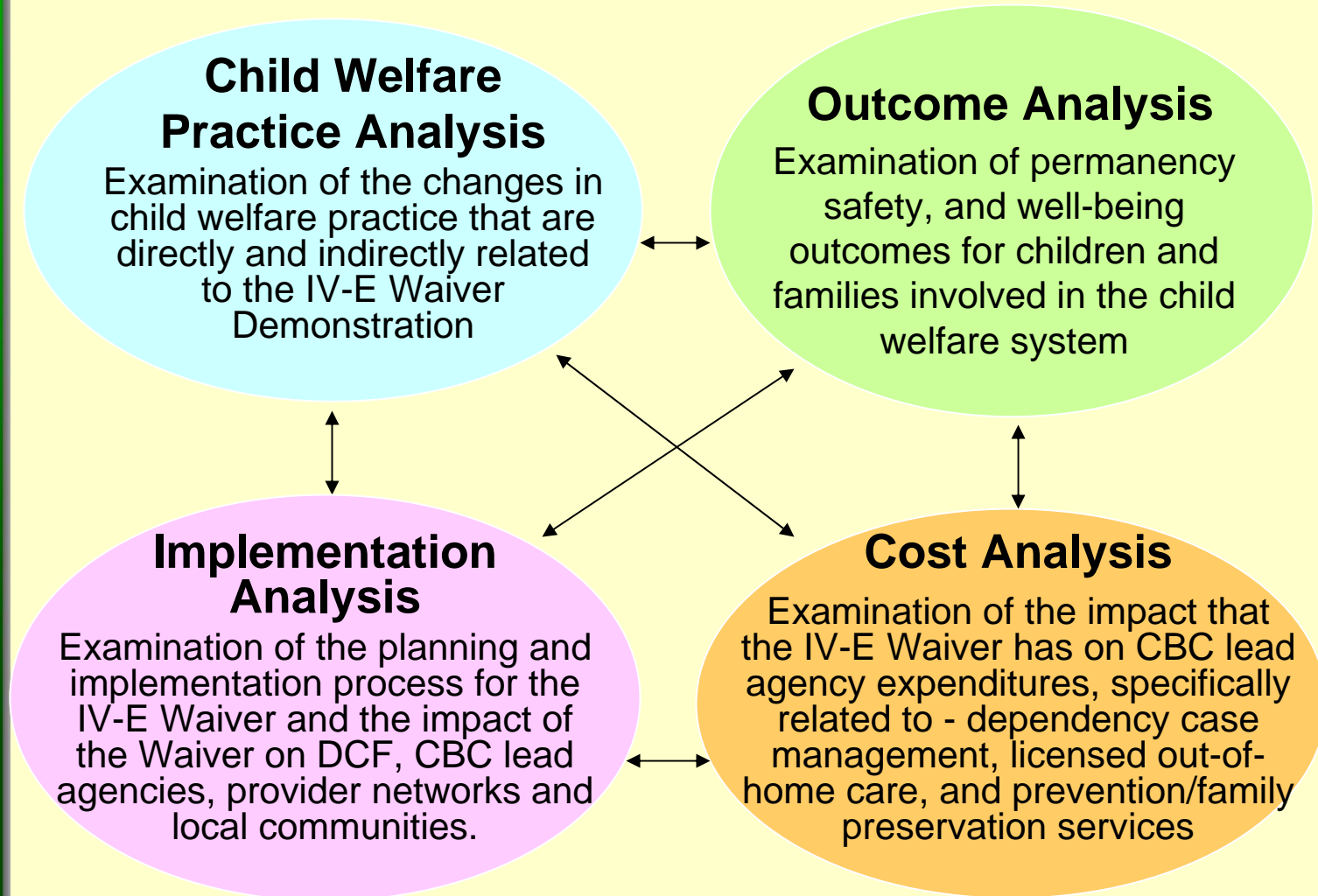


UNIVERSITY OF
SOUTH FLORIDA

Presented at the 2009 DCF Summit, Orlando, FL

August 26, 2009

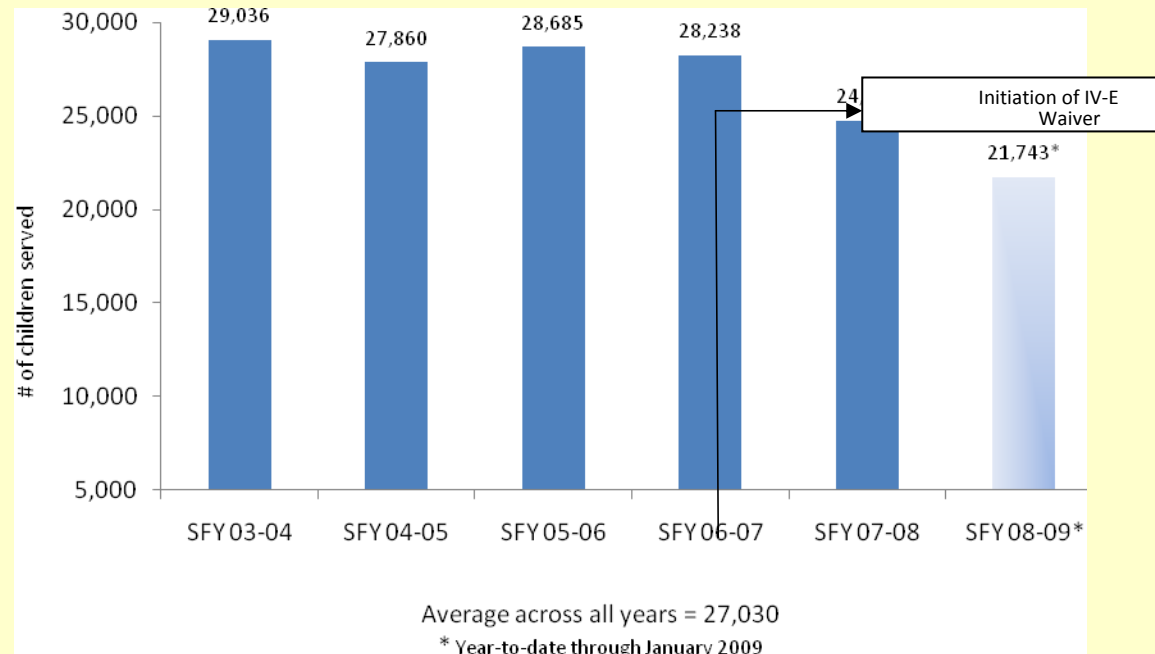
IV-E Waiver Evaluation - Research Components



HYPOTHESIS 1:

Over the life of the demonstration project, fewer children will need to enter out-of-home care, resulting in fewer total days in out-of-home care

Average number of children served in out-of-home care on the last day of each month by fiscal year



- Reports produced by DCF were used as the source of data
- This analysis covers the period September 2003 through January 2009 (i.e., 65 months)

HYPOTHESIS 1:

Over the life of the demonstration project, fewer children will need to enter out-of-home care, resulting in fewer total days in out-of home care

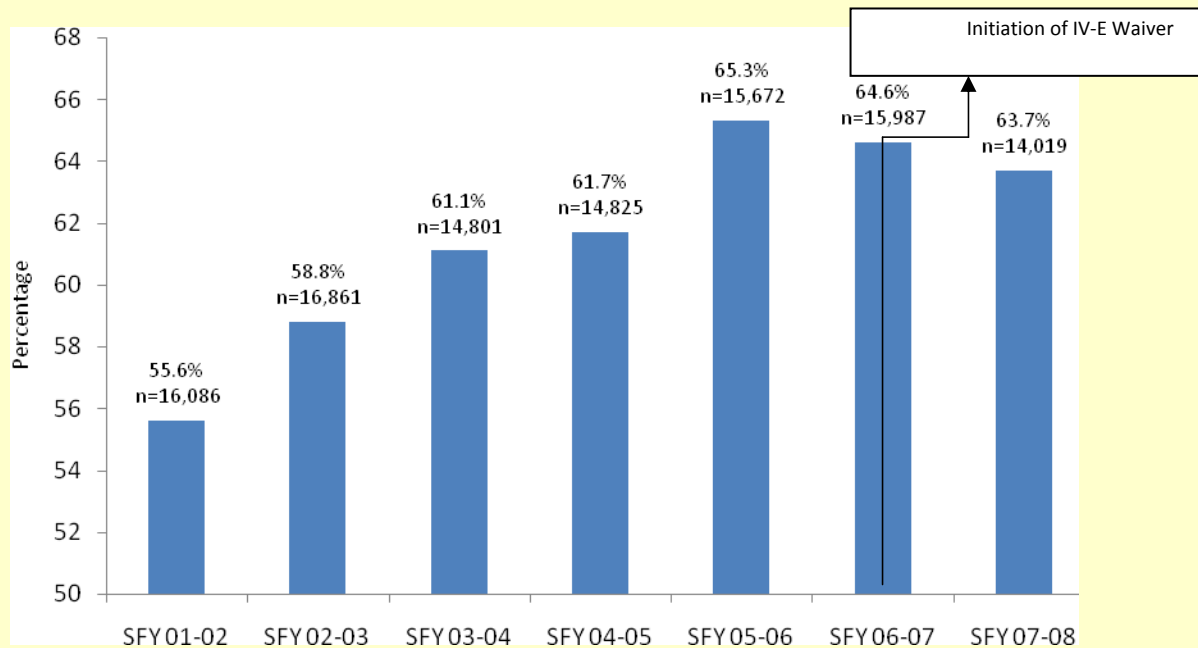
Strategies to Safely Prevent Children from Entering Out-of-Home Care

- Involvement of lead agency diversion staff with CPI staff to prevent out-of-home placement at the point of the initial child protection investigation
- Identifying community resources and services families need
- Voluntary protective service or court ordered services including Family Support Teams, In-Home Support Services, Behavior Analyst Service Programs, and Diversion Case Management
- Immediate crisis intervention services including Mobile Crisis Response Teams, Intensive Crisis Counseling Programs

HYPOTHESIS 2:

Changes in practice will affect child outcomes, including child permanency, safety, and well-being

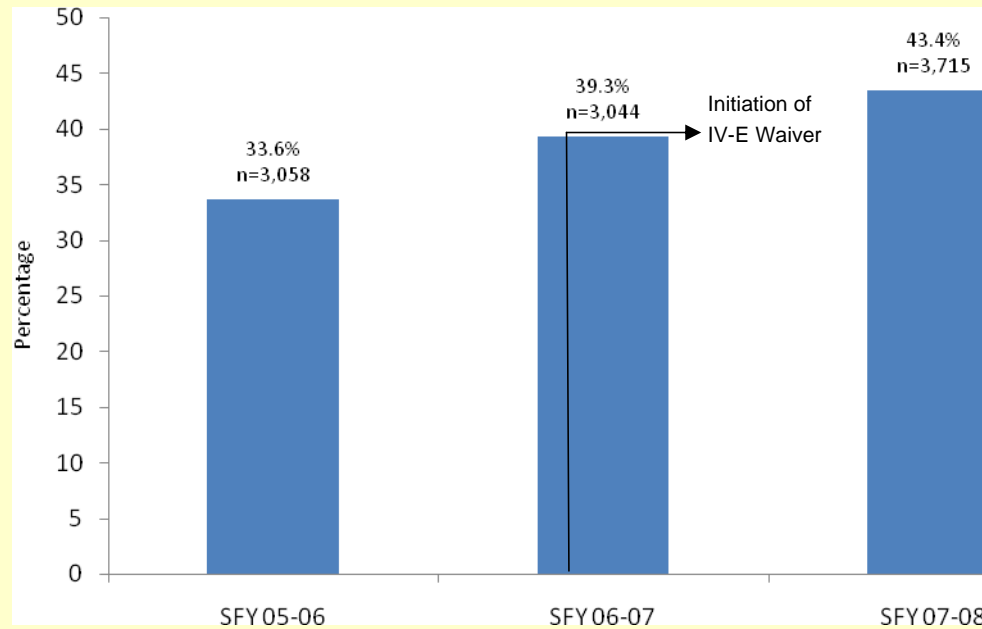
Percent of Children Reunified With Their Original Caregivers Within 12 Months of the Latest Removal



HYPOTHESIS 2:

Changes in practice will affect child outcomes, including child permanency, safety, and well-being

Adoption Within 24 Months of a Removal



HYPOTHESIS 2:

Changes in practice will affect child outcomes, including child permanency, safety, and well-being

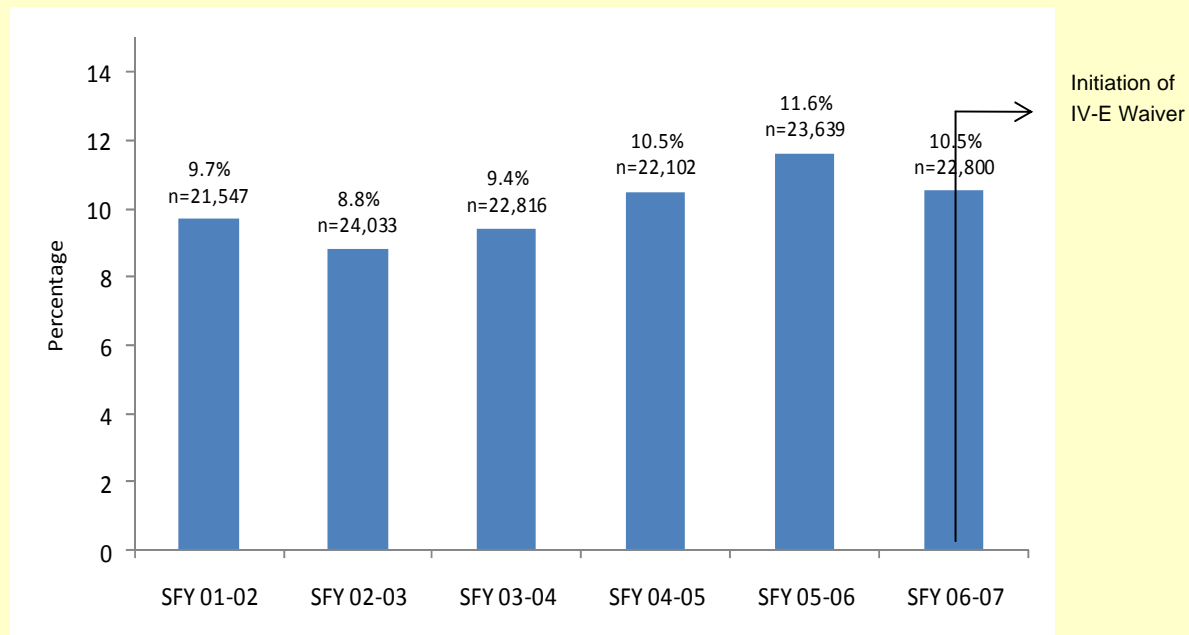
Strategies to Promote Children's Permanency

- Family Team Conferencing (FTC) model as a strategy to engage families in service planning
- Engaging families very early on at formal meetings such as the Early Services Intervention (ESI) and diversion staffings
- Providing supports and services to families working toward reunification from out-of-home care
- Use of relative caregiver specialists to support the movement of children to relative caregivers and prevent placement disruptions
- Post Adoption Services and Supports
 - Adoption Support Groups
 - Adoption Case Managers

HYPOTHESIS 2:

Changes in practice will affect child outcomes, including child permanency, safety, and well-being

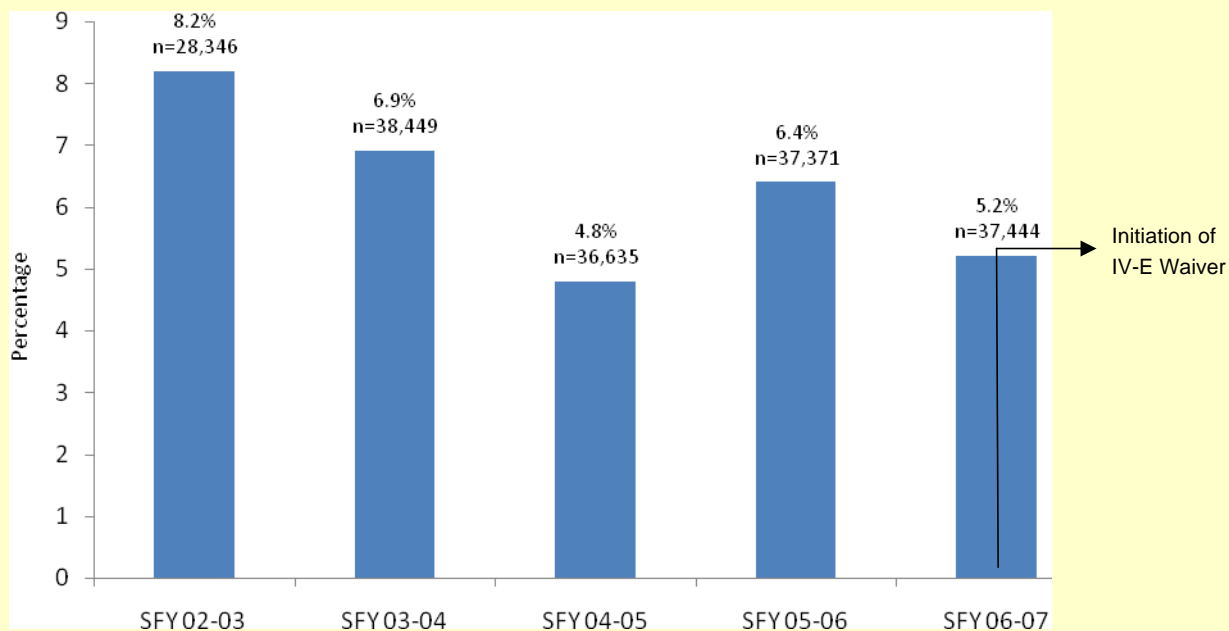
Re-Entry into Out-of-Home Care Within 12 Months



HYPOTHESIS 2:

Changes in practice will affect child outcomes, including child permanency, safety, and well-being

Maltreatment Within Six Months After Services Were Terminated



HYPOTHESIS 2:

Changes in practice will affect child outcomes, including child permanency, safety, and well-being

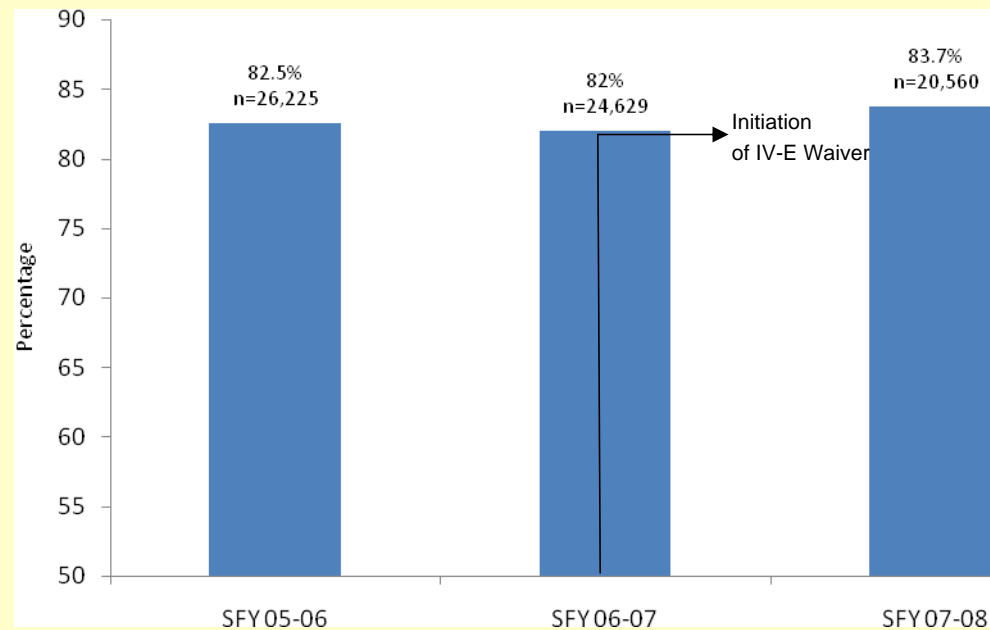
Strategies to Improve Children's Safety

- Enhanced risk assessment strategy, such as the involvement of a multidisciplinary assessment team and CPI supervisors in the initial case assessment during a child protective investigation
- Providing concrete services to families immediately to alleviate risk of re-abuse
- Engaging parents as early as possible

HYPOTHESIS 2:

Changes in practice will affect child outcomes, including child permanency, safety, and well-being

Placement Stability: Children who had Fewer than Three Placements in the First 12 Months of a Removal Episode



HYPOTHESIS 2:

Changes in practice will affect child outcomes, including child permanency, safety, and well-being

Strategies to Promote Placement Stability and Child Well-Being

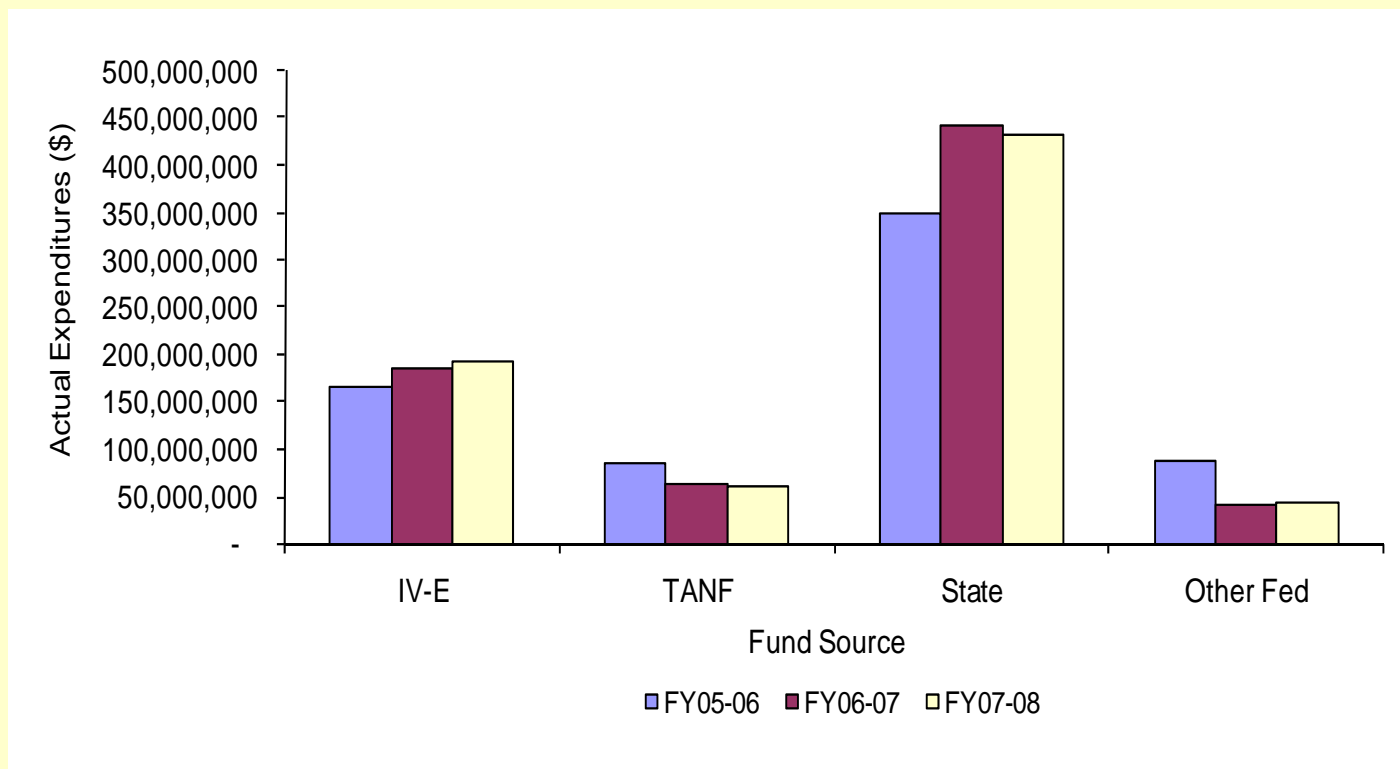
- Timely and appropriate assessment of children and matching to services including assessment of children's educational, dental, physical, and mental/behavioral health needs
- Utilizing additional resources for assessment purposes, such as CPI assessment reports, prior abuse reports, and Comprehensive Behavioral Health Assessments
- Enhanced foster home recruitment, retention and capacity
- Identifying and providing support for relative placements
- Providing behavioral support training
- Identifying children at risk for placement disruption and providing targeted case management and wraparound services

HYPOTHESIS 3:

Costs associated with out-of-home care will decrease following Waiver implementation, while costs associated with prevention and in-home services will increase, although no new dollars will be spent as a result of Waiver implementation

Analysis 1 Findings

Actual Expenditures by Fund Source (2008 dollars)



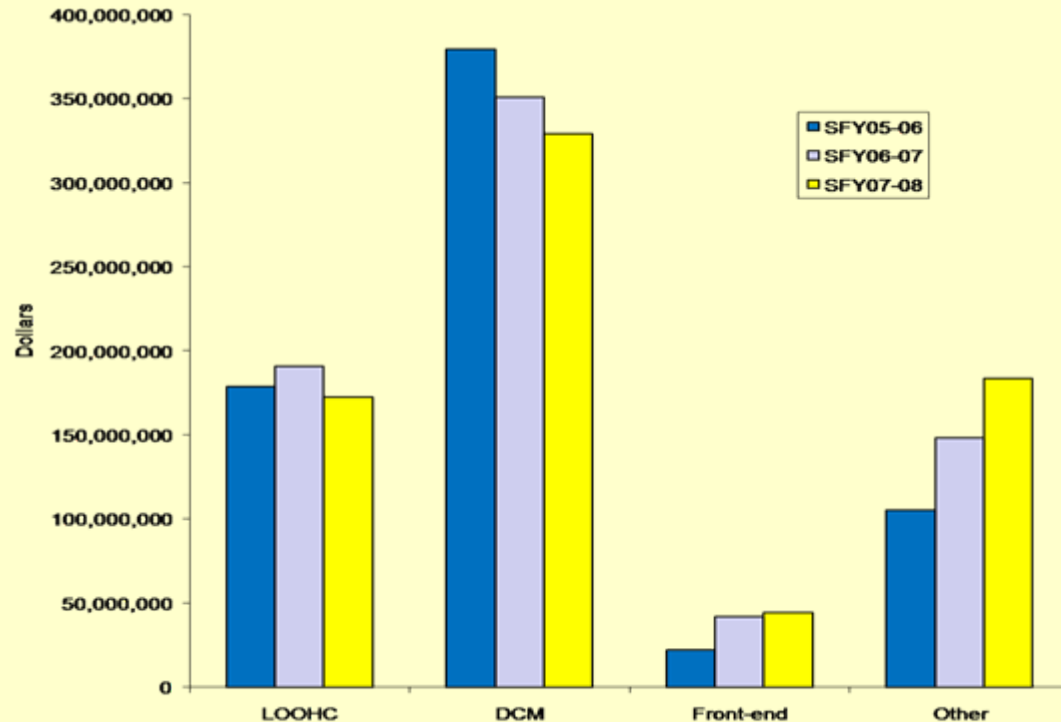
Data source: FLAIR, DCF Office of Revenue Management

HYPOTHESIS 3:

Costs associated with out-of-home care will decrease following Waiver implementation, while costs associated with prevention and in-home services will increase, although no new dollars will be spent as a result of Waiver implementation

Analysis 2 Findings:

Total expenditures by type of service (2008 dollars)



Data source: FLAIR, DCF Office of Revenue Management

HYPOTHESIS 3:

Costs associated with out-of-home care will decrease following Waiver implementation, while costs associated with prevention and in-home services will increase, although no new dollars will be spent as a result of Waiver implementation

Analysis 2 Findings:

*Average Expenditures per Child Served,
Pre-Waiver vs. Post-Waiver (2008 Dollars)*

	SFY 05-06 (Pre- Implementation)	SFY 06-07 (Implementation)	SFY 07-08 (Post-Implementation)
Total Expenditures	\$685,438,816	\$732,203,711	\$729,631,438
Total Children Served	85,362	91,272	71,605
Average Expenditures per Child Served	\$ 8,030	\$ 8,022	\$ 10,190

HYPOTHESIS 4:

Waiver implementation will lead to changes in or expansion of the existing child welfare service array for many, if not all, of the lead agencies. Consistent with the Community-Based Care model, the new flexibility of funds will be used differently by each lead agency, based on the unique needs of the communities they serve

Innovative Practices

- **Family Connections — a prevention program**
 - Countywide collaborative of four stakeholder agencies
 - Utilizes Family Team Conferencing and strength-based assessment
- **Family Finding — a permanency strategy**
 - Connects youth in out-of-home care to relatives
 - Goal is to identify sources of support and permanency options for children
- **Resource Specialists — collaborative diversion**
 - Co-location of child protective investigations (CPI) and CBC lead agencies
 - Provides CPI staff with immediate access to community resources
- **Foster Parent Mentor Program — placement stability**
 - Immediate contact with all newly licensed foster parents
 - Foster parent mentors paid a monthly stipend

Contact Information

Amy Vargo

avargo@fmhi.usf.edu

Mary Armstrong

armstrong@fmhi.usf.edu

Svetlana Yampolskaya

yampol@fmhi.usf.edu

Neil Jordan

neil-jordan@northwestern.edu

Stephanie Kip

skip@fmhi.usf.edu

Cathy Sowell

csowell@fmhi.usf.edu

Patty Sharrock

psharrock@fmhi.usf.edu



Evaluation reports may be accessed at:

<http://centerforchildwelfare.fmhi.usf.edu/kb/dataper/flperfddata.aspx>