

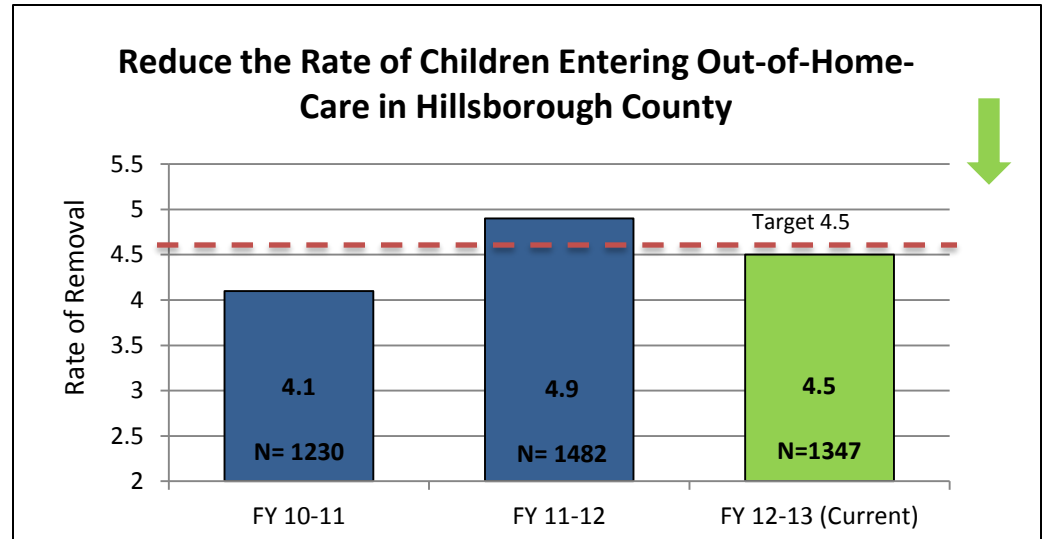
CIRCUIT 13 SAFE REDUCTION WORK GROUP

- Shared Workgroup Outcomes**
- Safely Reduce Entries
 - Safely Reduce Reentries

INDICATOR 1: Reduce the Rate of Children in Hillsborough County Entering Care (Out of Home) by March 31, 2014.

STORY BEHIND THE TREND: Historically Hillsborough County experienced a higher rate of removal compared to the state average (4.7 per 1000 children – Hillsborough compared to 3.3 – Statewide as of 05/31/13). The rate of children entering out-of-home care is impacted by both entries and re-entries. C-13 generally experiences a higher rate of verified maltreatment due to “Failure to Protect” and “Threatened Harm” than the state wide average.

KEY STAKEHOLDERS: Hillsborough County Sheriff's Office, 13th Judicial Circuit, Office of the Attorney General, Eckerd, Diversion Providers



Source: Center for Child Welfare, Child Welfare Trend Reports

CURRENT PERFORMANCE: Performance has improved in the most recent reporting period (positive trend is down). Performance improved from 4.9 to most recently of 4.5.

FY10 -11	Shelters 715	Children 1181
FY11 - 12	Shelters 846	Children 1428
FY12 - 13	Shelters 721	Children 1211

WHAT IS WORKING: Eckerd revised the format and intensity of its diversion services to provide in-home intensive services serving medium to high risk families. The program is geared to meet the needs of families and mitigate the likelihood of removal.

WHAT IS ON THE HORIZON: While the impact of Child Protection Transformation is unknown it is understood that it will have an impact on this outcome.

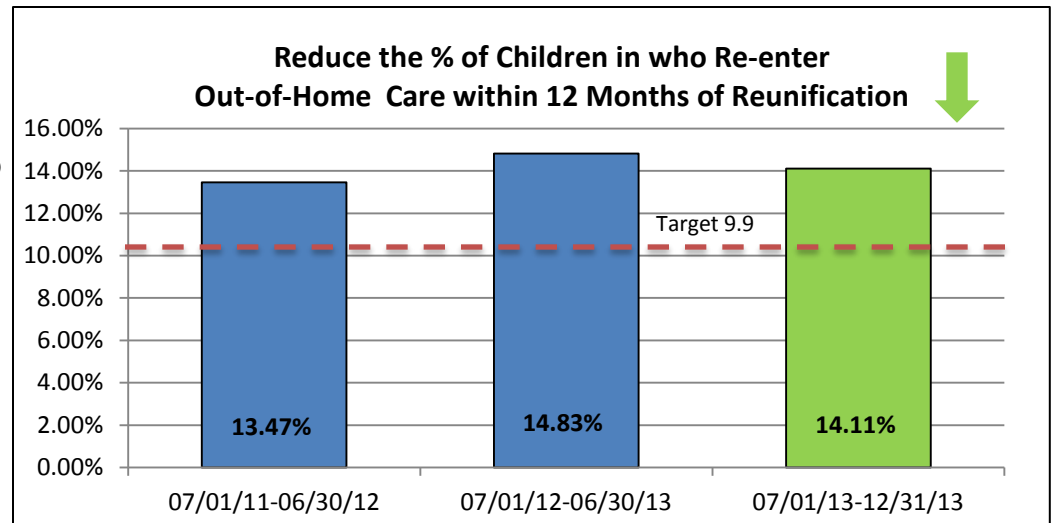
CIRCUIT 13 SAFE REDUCTION WORK GROUP

Shared Workgroup Outcomes

- Safely Reduce Entries
- Safely Reduce Reentries

INDICATOR 2: Reduce the Percentage of Children in Hillsborough County who Re-Enter Care (Out of Home) within 12 Months of Reunification by March 31, 2014.

STORY BEHIND THE TREND: Historically Hillsborough County experienced a higher rate of children re-entering care than the state average. What is unique, is historically C-13's has been slow to return children home and fast to return to care. Generally, agencies who are fast to return have a higher re-entry rate as agencies that are slow to return have a lower rate. The child deaths in 2010 and 2011 may impact on professionals decisions towards re-unification. Young children and older teens are more likely to reenter care than 5-12 year olds. Majority of all failed reunifications occurs within 4 months of reunification. NOTE: This is a trailing measure.



Source: DCF Dashboard

KEY STAKEHOLDERS: Hillsborough County Sheriff's Office, 13th Judicial Circuit, Office of the Attorney General, Eckerd, Guardian ad Litem Program and Case Management Organizations.

CURRENT PERFORMANCE: Performance has improved insignificantly in the most recent reporting period (positive trend is down) from 14.83% to most recently of 14.11%. This compares to the statewide trend of 11.58. The trend for the last 36 months is flat lined.

WHAT IS WORKING: During the transition, 100% of all open case were reviewed which resulted in the Rapid Safety Feedback to provide real time feedback to case managers on risk factors impacting children 0-3 in home.

WHAT IS ON THE HORIZON: While the impact of Child Protection Transformation is unknown it is understood that it will have a impact on this outcome. Considerable attention is needed for this measure.

CIRCUIT 13 SAFE REDUCTION WORK GROUP

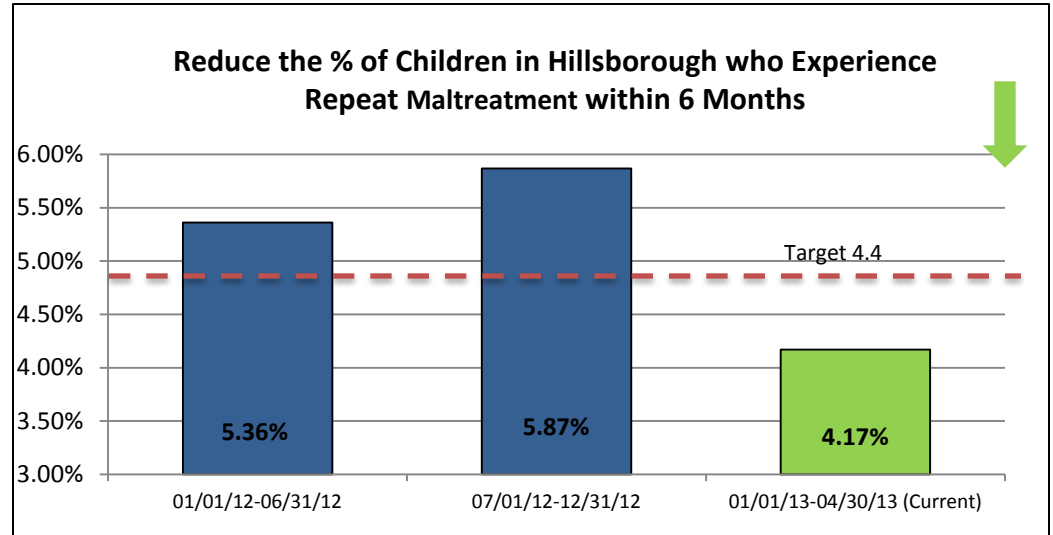
- Shared Workgroup Outcomes**
- Safely Reduce Entries
 - Safely Reduce Reentries

INDICATOR 3: Reduce the Percent of Children in Hillsborough County who Experience Repeat Maltreatment within 6 Months by March 31, 2014.

STORY BEHIND THE TREND:

Historically Hillsborough County experienced a lower rate of repeat maltreatment within 6 months than the state wide average of 6.79 (01/01/12 – 04/30/13). The committee chose to use the 6 month repeat maltreatment rate versus the 12 months due to length of time to calculate performance.

KEY STAKEHOLDERS: Hillsborough County Sheriff's Office, 13th Judicial Circuit, Office of the Attorney General, Eckerd, Diversion Providers, Guardian ad Litem Program, Community Providers and Case Management Organizations.



Source: Center for Child Welfare, Child Welfare Trend Reports

WHAT IS WORKING: TBD

CURRENT PERFORMANCE: Performance has improved in the most recent reporting period (positive trend is down). Performance improved from 5.87% to most recently of 4.17%. This compares to current statewide performance of 6.79%

WHAT IS ON THE HORIZON: While the impact of Child Protection Transformation is unknown it is understood that it will have an impact on this outcome.